



Useful guidelines

USEFUL GUIDELINES

Our top 5 tips

1. What is the message you wish to communicate? Keep it simple and graphic
2. Where do you want to locate the sign? Where it can be seen, where it does not cause an obstruction
3. What size should the sign be? Look at our chart for the 4 different sizes
4. Do you want a Standard post and panel sign or a Deluxe? - Depends on your budget
5. Think about the ground the sign will go into. Is it concrete or earth?

Installing the sign

We can quote you a price for Signs Now and install the sign. Alternatively we can ship the sign for your own staff to install.

Next steps

1. Read this user guide and select the sign(s) you want
2. We will get in touch when we receive your enquiry to discuss pricing etc.
3. We will provide you with a written quotation
4. If you are happy, simply sign the quote and return by post, fax or email
5. Tell us what you want to appear on the sign
6. We will provide you with colour artwork to approve or amend until you are completely happy
7. Once you approve the sign, we will then proceed to manufacture
8. We deliver the sign to you or if required, we will fit the sign for you

Signs Now interactive buyers guide

FREE-STANDING SIGNS



BUYING GUIDE & PANEL USES

Our new interactive buying guide is intended to make the task of buying a sign much easier. There are a number of factors you need to take into account and there are a number of options for you to consider. The following pages should guide you to the right sign for your organisation.

Please see over for some typical examples of post and panel signs and their uses, *which type do you require?*



Look out for the check box on each page

“Take a look around our website to see more examples of post and panel signs” www.signsnow.co.uk



Estate signs



2-sided 'v' signs



Main entrance signs



Visitor information signs



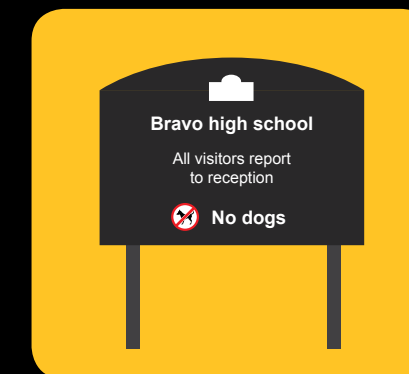
Directional wayfinding signs



Parking signs



Location map signs



Site rules signs



Road safety signs

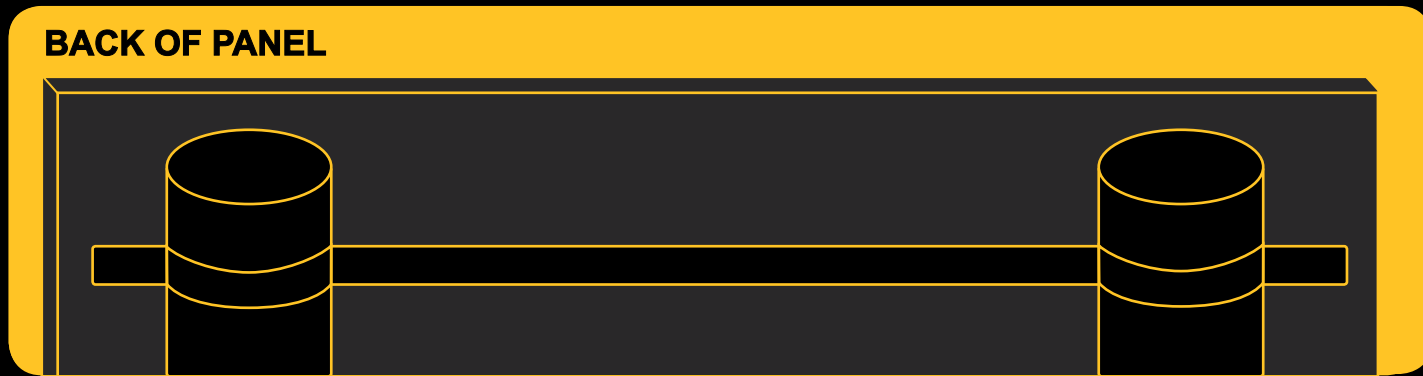
PANEL TYPE

Option A - Standard

The standard post and panel is our most popular range. It offers good value for money. It will look good for many years and it gives you ample opportunity to communicate your message.



BACK OF PANEL



 Select Standard type option A




PANEL TYPE

Option B - Deluxe

With a Deluxe Post & Panel Sign the posts are colour co-ordinated to the panel. Colours are chosen from our stock RAL range.

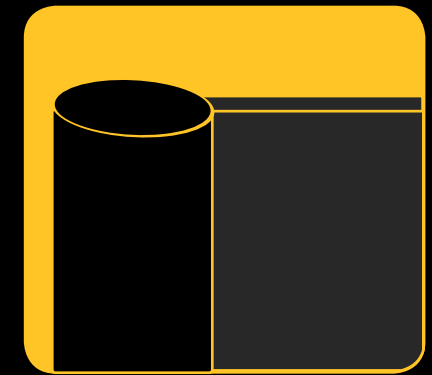
The sign can be viewed from the front and the rear if required, and there are no visible fixings. Three post options are available - please select below.



 Deluxe square



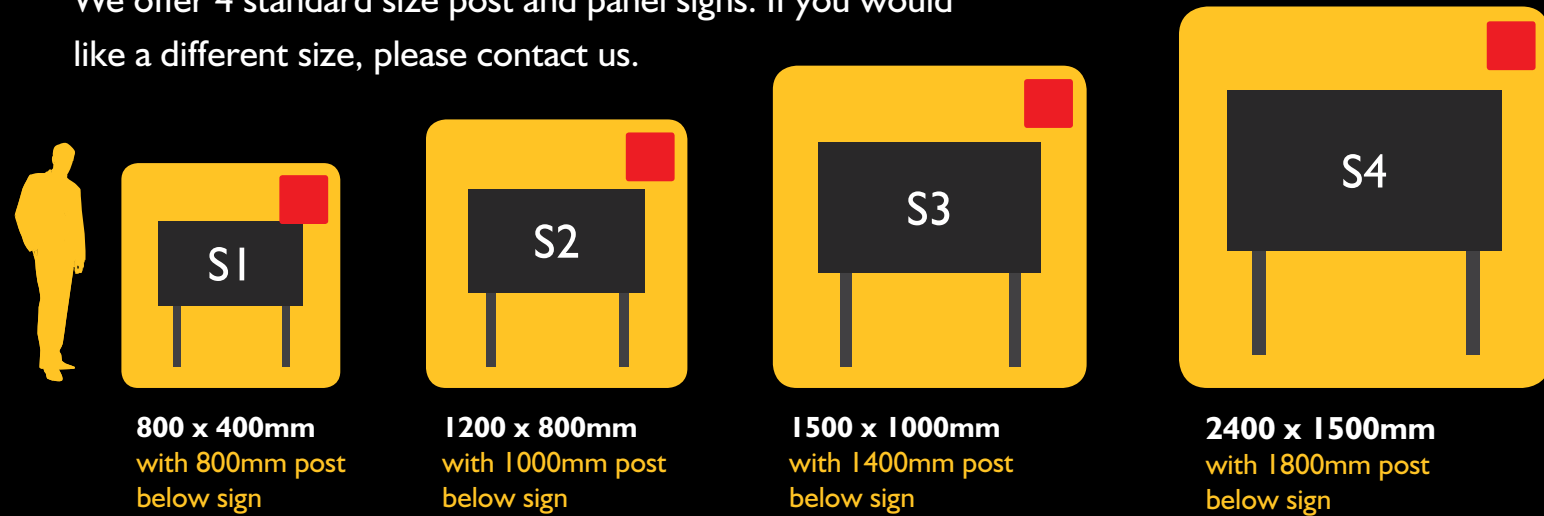
 Deluxe D-shape



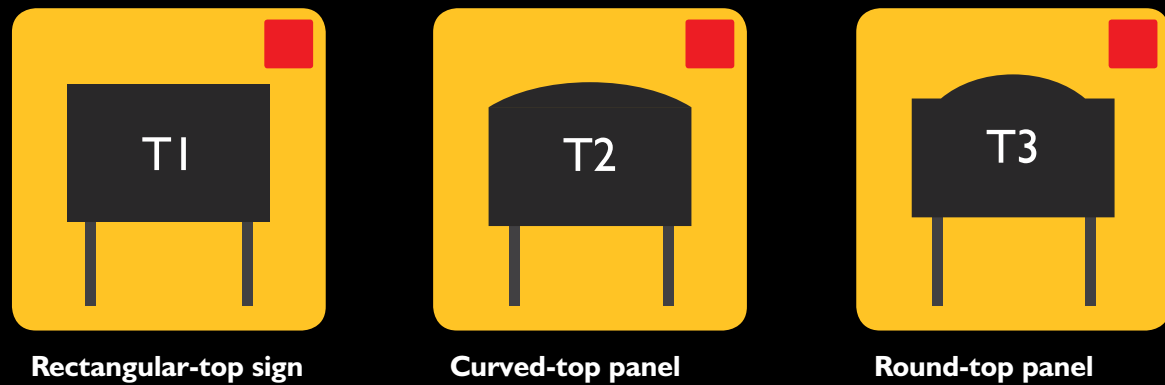
 Deluxe round

SIZE & SHAPE

We offer 4 standard size post and panel signs. If you would like a different size, please contact us.




With the **standard option only** there are three top shapes to choose from



COLOURS & GRAPHICS

Standard colours (for the panel and the text)



Text

Please see below some commonly used typefaces

SANS SERIF

- Helvetica
- Futura
- Gill sans
- Arial
- Frutiger
- Avant Garde

SERIF

- Times
- Rockwell
- Goudy
- Baskerville
- Garamond
- Lucida

For photos, logos, and maps, please tick the option for Full Colour Print above.



Photo's



Logo's



Maps

ENQUIRY FORM

Panel type

- Standard panel type
- 'V' shape sign
- Double sided?
- Deluxe square
- Deluxe D-shape
- Deluxe round

Panel size

- S1
- S2
- S3
- S4

Panel shape (standard only)

- T1
- T2
- T3

Standard panel colours

- C1 Red
- C2 Blue
- C3 Ivory
- C4 Green
- C5 Grey
- C6 White
- C7 Black
- C8 Yellow
- C9 Silver
- C10 RFV
- Full colour print

Typefaces

- Helvetica
- Futura
- Gill sans
- Arial
- Frutiger
- Avant Garde
- Times
- Rockwell
- Goudy
- Baskerville
- Garamond
- Lucida

Would you like us to install your signs?

- Yes
- No

Text Colours

You can choose any colour(s) of text.


please enter your choice below



YOUR SIGN BUILDER

What your sign will look like

If you have missed anything, don't worry, just amend the area on the previous page.



Any other requirements?

Need a different colour, size or typeface? Just pop a note in the field below.

Further requirements

- e.g. x3 arrows required
- x1 "main entrance" arrow left
- x1 "all deliveries" arrow straight on
- x1 "all visitors report to main reception" arrow right.
- RAL 5002 colour Verdana typeface

Submit your enquiry

If you are happy with your sign then please fill your details below, hit submit to send us your enquiry and we will give you a call to discuss your project!

name

company

telephone number

WHY SIGNS NOW

We are a business you can trust, we have a proven track record over many years

- We operate a quality system which is ISO9001 accredited
- We provide an in-house service from design through to installation
- We advise on artwork and supply proofs prior to production
- We can come to your school or business and assess your requirements
- We are insured to carry out the type of work we do
- Our rigorous Health and Safety System is there to protect you, your staff and your visitors
- We can provide you with as many references as you need
- We are a member of the prestigious International Sign Association
- We have the purchasing power of a large group

And we are sign business of the year!



Deluxe D-shape



'V' shape sign



Standard panel type

If you would like more information please email us at:
info@signsnow.co.uk

Or call us on one of the following numbers:

National Enquiries: 0845 900 0409

West Midlands: 0845 900 0409

North West: 0161 476 1332

South West: 0117 964 6644

East Midlands: 0115 960 6554

www.signsnow-corp.co.uk